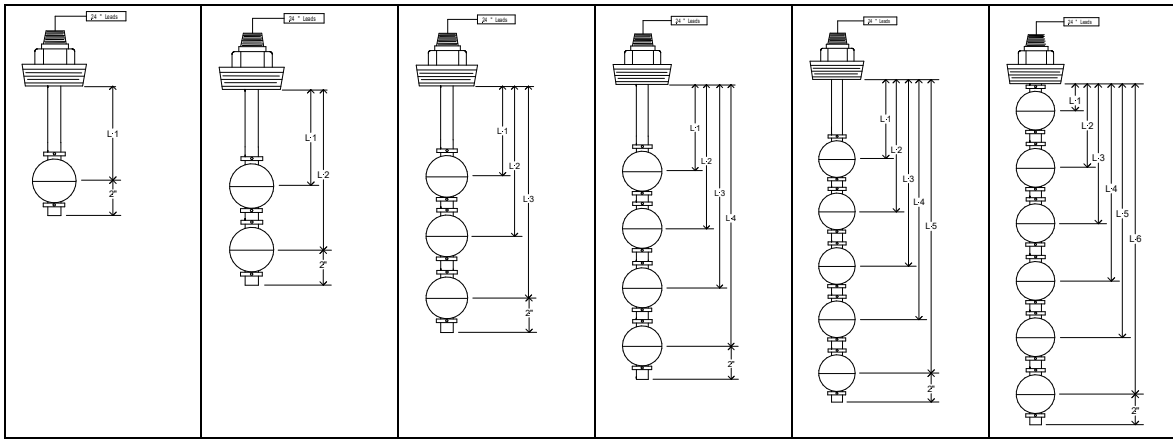
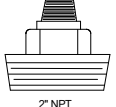
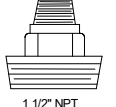
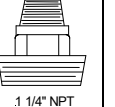
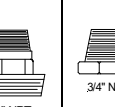
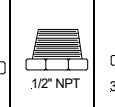
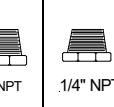
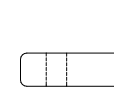
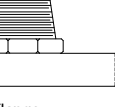
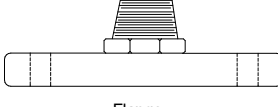
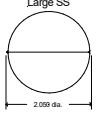
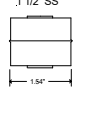
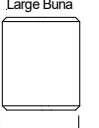
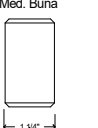
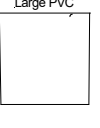
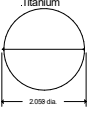
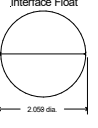


# Large Custom Multi Level Series – Brass or Stainless

If you don't see it – ask



<b>2" NPT</b>	<b>1 1/2" NPT</b>	<b>1 1/4" NPT</b>	<b>1" NPT</b>	<b>3/4" NPT</b>	<b>1/2" NPT</b>	<b>3/8" NPT</b>	<b>1/4" NPT</b>	<b>Flange from 1 to 2" ANSI</b>
								
2" NPT	1 1/2" NPT	1 1/4" NPT	1" NPT	3/4" NPT	1/2" NPT	3/8" NPT	1/4" NPT	Flange

<b>2" SS</b> Large SS	<b>1 1/2" SS</b> 1 1/2" SS	<b>1 9/16 Buna</b> Large Buna	<b>1 1/4" Buna</b> Med. Buna	<b>2" PVC</b> Large PVC	<b>Titanium</b> Titanium	<b>Interface</b> Interface Float	<b>Custom</b> <b>More Custom Floats Available</b>
							
2.069 dia.	1.54"	38.76 mm	1 1/4"		2.069 dia.	2.069 dia.	

- ✓ Interface floats for hydrocarbons mixed with water – custom sp.gr. on request
- ✓ Temperature sensors can be supplied internally – RTD's, T/C, On/Off Temp switch
- ✓ 90 deg. Probe available on any model – compression fittings, sanitary etc
- ✓ Slosh shields available
- ✓ Sliding stem available on most models
- ✓ Extra long units can be compression fitting joined
- ✓ Many J box options – including lead length and wire or cable
- ✓ Co Generation – Pump Control – Level Plus Alarm Indicationm – Back up pumps

## Basic Float Specifics

Material	Pressure PSI	Temperature	Sp. Gr.	Float Weight
316 SS	600	- 40 to 300 deg. F	0.75	38g
Closed Cell Buna	200	-40 to 225F oil	0.55	17g
PVC	100	100 F	0.6	38g
Titanium	500	300 F	0.55	light