

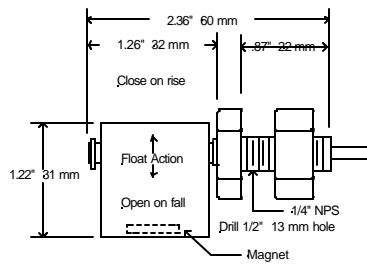
Small Side Installation - Float Level Switches

SX80

The little stubby can be rotated 180 degrees to change state allowing for NO or N/C positions. Great cost effective dependable product.

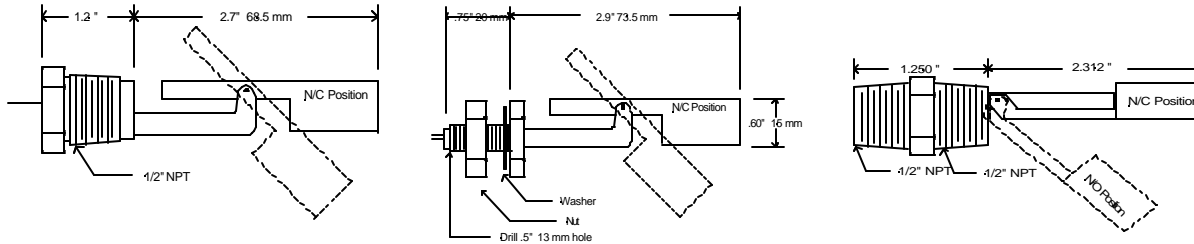
Vertical float action

- ✓ Material – Polypropylene
- ✓ Temperature Range - 40 to 100 deg. F
- ✓ Pressure – 75 psi
- ✓ Sp. Gr. 0.80
- ✓ Switch – 240 VAC/DC @ 0.5 A resistive



Hinged Float Action

Install the hinged model thru the tank wall in either N/O or N/C position. The SX series is ideal for quick installation at selected points. Two can be used for high / low control or install several for low cost tank level indication. Works with the latching relay and other control products. A magnet located in the swing arm activates a reed switch (240 VAC / DC @ 0.5 amps resistive) in the main body. Drill a 1/2" or 13 mm hole for the bulkhead models or 1/2" NPT for the fitting type. Switch – 250 VAC/DC 0.5A resistive carry 2



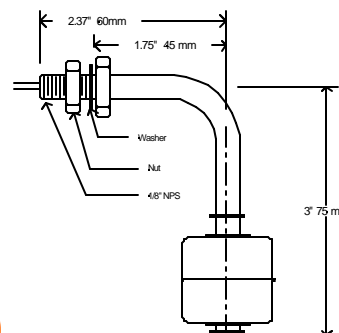
| Connection | Polypropylene | Kynar | Nylon | Stainless | Pictures on first page |
|---------------------|---------------|---------|---------------|---------------|------------------------|
| 1/2" NPT | SX500 | | SX502 | SX600 | |
| Bulkhead | SX300 | | SX302 | | |
| 1/2" NPT X 1/2" NPT | SX200 | SX201 | | SX601 | |
| Temperature | - 10 to 80 C | 100 C | - 10 to 110 C | - 40 TO 148 C | |
| Pressure | 100 psi | 100 psi | 100 psi | 200 psi | |
| Specific Gravity | 0.55 | 0.65 | 0.65 | 0.80 | |

90 degree Design

Good looks and a smart design make this rugged model ideal for OEM or one-shot applications. The activation can be selected on location by simply reversing the float. Installs in the side of a vessel with simplicity being the key. Simply drill a 25/64" or 10mm hole or 1/8" NPS thread and install.

| | |
|------------------------------|--------------------|
| Max pressure | 275 psi |
| Temperature SS / SS | - 40 to 150 deg. C |
| SS / Buna in oil | - 40 to 110 deg. C |
| SS / Buna in Water | - 40 to 90 deg. C |
| Specific Gravity SS / (Buna) | 0.80 (0.50) |
| Switch | 250 VAC / DC 0.5A |

SX100



The above designs are a result of custom requests. We have tried to develop some standard products for easy ordering and cross-reference. If nothing fits – we do offer many other process connections and sizes. Dimensions and specifications can change without notice. Drawings not to scale.